

Membership Report

Jody George, MD – Membership Committee Chair

Acknowledgment:

The Membership Committee has worked tirelessly on your behalf. I would like to acknowledge and thank the members who served:

Chad Braden, MD
Lisa Casey, MD
Chris Foret, MD, FAAFP
Joe Nida, MD, FAAFP
Brandon Page, MD
Shivlal Pandey, MD
Micah Pippin, MD
Camille Pitre, MD
Jason Schrock, MD
Ronnie Slipman, MD
Vincent Shaw, MD, FAAFP (Ex-officio)

The Committee on Membership Issues met once over the past year via Zoom. Additional work was carried out via email correspondence with consent approval.

Membership Recognition

Louisiana Academy of Family Physicians' (LAFP) chapter leaders met in Kansas City, MO, April 17 – 20 for the American Academy of Family Physicians (AAFP) National Conference of Constituency Leaders (NCCL) and the Annual Chapter Leader Forum (ACLF).

Louisiana's official delegates to NCCL included:

- Amy Galliano, MD (new physician representative)
- Letecia Antunes, MD (minority physician representative)
- Lindsay Liles, MD (women physician representative)
- Oanh Truong, MD (LGBTQ+ physicians or physician allies representative)
- Richard Edward Bridges MD, FAAFP (IMG physician representative)

The National Conference of Constituency Leaders (NCCL) is the AAFP's leadership development event that empowers underrepresented constituencies, including: Women physicians; Minority physicians; New physicians; International medical graduate physicians; and LGBTQ+ physicians to catalyze positive change in family medicine and create a lasting impact for current and future generations of family physicians.

The Annual Chapter Leader Forum (ACLF) is a time to focus on new ways to address the issues that affect chapters, by engaging in important dialogue. ACLF draws physician leaders and chapter staff from around the country each year, and features sessions around priority issues in leadership development, policy advocacy, engaging chapter members, and diversity, equity, and inclusion. Louisiana members attending included:

- LAFP President elect, Lisa Casey, MD





- Ragan LeBlanc, Executive Vice President,
- Lee Ann Albert, Membership and Outreach Coordinator
- Lisa Lapeyrouse, Marketing and Events Coordinator.

In 2025, the leadership conference will be held Thursday-Saturday, April 23-26, 2025, in Kansas City. Save the date and plan to attend next year!



Election Results for LAFP 2024-2025 Resident and Student Leaders

The Louisiana Academy of Family Physicians is proud to announce the 2023-2024 elected student and resident delegates! Each year the Resident Student Leadership Committee (RSLC) begins an election process to select our resident and student delegate positions. The LAFP values our resident and student members. We are one of the few professional membership organizations that actively recruits and involves our resident and student members to leadership roles. This represents the future of Family Medicine and the LAFP.

Delegate to LAFP Board of Directors:

	<p>Resident Delegate: Alex Robertson, MD <i>Kenner Family Medicine Program</i></p>		<p>Resident Alternate Delegate: Saad Hanan, MD <i>LSUHSC Family Medicine Program – Alexandria</i></p>
	<p>Student Delegate: Kacy Henwood <i>LSUHSC Medical School – New Orleans</i></p>		<p>Student Alternate Delegate: Landon Waite <i>LSUHSC Medical School – Shreveport</i></p>

Delegate to National Conference:

	<p>Resident Delegate: Matthew George, MD <i>LSUHSC Family Medicine Program – Shreveport Core</i></p>		<p>Resident Alternate Delegate: Emily Ostrander, MD <i>Baton Rouge General Family Medicine Program</i></p>
	<p>Student Delegate: Kacy Henwood <i>LSUHSC Medical School – New Orleans</i></p>		<p>Student Alternate Delegate: Landon Waite <i>LSUHSC Medical School – Shreveport</i></p>

Delegate to General Assembly:

	<p>Resident Delegate: Rana Khazendar, MD <i>LSUHSC Family Medicine Program - Alexandria</i></p>		<p>Resident Alternate Delegate: Brian Doss, MD <i>LSUHSC Family Medicine Program – Shreveport E/M</i></p>
	<p>Student Delegate: Landon Waite <i>LSUHSC Medical School - Shreveport</i></p>		<p>Student Alternate Delegate: Michael Crick <i>Tulane School of Medicine</i></p>

Awards

This committee continues to affirm the value of recognizing professional achievement among LAFP members as a way to honor and reinforce the value of Family Physicians in our state. We are proud of all our members and would encourage our membership to look at the accomplishments of their colleagues and partners with an eye toward increasing our pool of award nominees. For 2020, we are happy to recognize:

E. Edward Martin, Jr. Family Medicine Award
Gerald R. Gehringer, MD, Family Medicine Award
Tulane Family Medicine Excellence Award
Michael O. Fleming, MD, Family Medicine Award
Resident Award of Excellence

Lily Morrison
Mallory Knight Varnado
Bridget Bunda
Stephen Tanner
Danielle Pawlichuk, MD

Congratulations to all our 2024 award winners!

General Chapter Overview:

The Louisiana AFP is a medium-sized chapter (over 400 and under 1,001 active members) with the following membership numbers:

Member Type	December 2022	December 2023	Chapter Variance	AAFP Variance
Active	939	946	0.7%	-0.2%
Inactive	4	4	0.0%	1.6%
Life	107	109	1.9%	5.4%
Resident	201	204	1.5%	2.0%
Student	506	549	8.5%	-0.8%
Supporting	4	5	25.0%	-1.6%
Total	1,761	1,817	3.2%	0.4%

ACTIVE MEMBERSHIP

Louisiana AFP: Active Members	2019	2020	2021	2022	2023
Count on December 31	905	909	930	939	946
Net Active Member Growth	0.8%	0.4%	2.3%	1.0%	0.7%

Average Active Member Count by Chapter Size	2022	2023	Variance
Small	232	229	-1.3%
Medium	641	640	-0.2%
Large	1386	1387	0.1%
Extra-Large	3166	3161	-0.2%

Louisiana AFP	2019	2020	2021	2022	2023
Active Member Retention Rate	92.3%	92.9%	93.1%	94.1%	94.5%

Average Active Retention Rate by Chapter Size	2022	2023	Variance
Small	92.5%	91.7%	-0.9%
Medium	92.5%	92.2%	-0.3%
Large	92.8%	92.5%	-0.3%
Extra-Large	91.9%	90.4%	-1.6%

Louisiana Active Member Retention by Segment	2019	2020	2021	2022	2023
Male	92.9%	93.6%	92.8%	94.4%	96.2%
Female	91.7%	92.1%	94.0%	95.3%	93.7%
New Physicians (0-7 Years Since Residency)	83.9%	85.8%	87.9%	90.2%	90.0%
Experienced Physicians (7+ Years Since Residency)	95.9%	95.7%	95.1%	95.6%	96.0%
US Medical Grads	94.3%	94.5%	94.2%	94.9%	95.3%
International Medical Grads	86.0%	87.7%	89.3%	91.6%	92.1%
MD	92.9%	93.2%	93.5%	94.5%	94.5%
DO	81.8%	84.6%	90.3%	91.4%	93.0%

LOUISIANA ACTIVE MEMBER DEMOGRAPHICS

Group	2019	2020	2021	2022	2023
Gender: Male	63.0%	63.0%	61.8%	60.9%	59.6%
Gender: Female	37.0%	37.0%	38.2%	39.1%	40.4%
Age: Under 30	0.8%	0.6%	0.6%	0.2%	0.6%
Age: 30-39	26.9%	26.7%	26.2%	25.1%	24.0%
Age: 40-49	26.2%	25.6%	25.3%	26.2%	26.8%
Age: 50-59	21.6%	22.7%	22.8%	23.9%	24.0%
Age: 60-69	20.6%	19.7%	20.6%	18.9%	18.3%
Age: 70 or older	3.8%	4.7%	4.6%	5.7%	6.4%
Years Since Res.: 7 or less	28.0%	28.2%	26.5%	25.7%	26.3%
Years Since Res.: 8 to 14	18.5%	18.7%	20.6%	21.8%	19.8%
Years Since Res.: 15 to 21	20.2%	18.8%	17.8%	16.7%	16.7%
Years Since Res.: 22 or more	33.4%	34.3%	35.2%	35.8%	37.2%

RETENTION RATE BY YEARS SINCE RESIDENCY

Louisiana Active Retention by Years Since Residency	2019	2020	2021	2022	2023
New Physicians (1 Year Since Residency)	67.4%	57.7%	67.8%	75.0%	81.6%
New Physicians (0-3 Years Since Residency)	75.7%	72.8%	75.7%	84.9%	85.0%
New Physicians (4-7 Years Since Residency)	90.1%	96.4%	97.9%	95.8%	96.3%
8 to 14 YSR	93.0%	95.2%	92.4%	95.8%	93.7%
15 to 21 YSR	97.7%	95.6%	95.9%	95.2%	96.8%
22 or more YSR	96.3%	96.0%	96.1%	95.7%	97.0%

NEW PHYSICIAN RETENTION

Louisiana New Physician Segment	New Phys. 0-3 YSR	New Phys. 4-7 YSR	New Phys. 0-7 YSR
MD	83.5%	96.0%	89.3%
DO	94.1%	100.0%	96.2%
US Medical Grads	86.8%	95.8%	91.2%
International Medical Grads	82.5%	97.2%	88.2%
Female	84.0%	94.9%	89.9%

Membership Committee Report, continued

General Assembly – July 26, 2024 – Destin, FL

Male 91.7% 97.8% 94.6%

GRADUATING RESIDENT TO ACTIVE CONVERSION

Louisiana Graduating Resident Conversion Rates by Segment	2019	2020	2021	2022	2023
Total Resident to Active Conversion Rate	67.4%	57.7%	67.8%	75.0%	81.6%
USMG Resident to Active Conversion Rate	78.9%	70.4%	75.8%	79.2%	84.6%
IMG Resident to Active Conversion Rate	59.3%	44.0%	57.7%	71.9%	78.3%
MD Resident to Active Conversion Rate	66.7%	56.5%	66.7%	77.6%	81.4%
DO Resident to Active Conversion Rate		66.7%	87.5%	66.7%	83.3%
Male Resident to Active Conversion Rate	69.6%	53.3%	64.7%	58.3%	93.8%
Female Resident to Active Conversion Rate	65.0%	61.8%	78.3%	94.1%	80.0%

RESIDENT MEMBERSHIP

Louisiana AFP: Resident Members	2019	2020	2021	2022	2023
Count on December 31	204	206	203	201	204
Net Resident Member Growth	-1.0%	1.0%	-1.5%	-1.0%	1.5%

Average Resident Member Count by Chapter Size	2022	2023	Variance
Small	51	50	-2.0%
Medium	118	121	2.5%
Large	249	259	4.0%
Extra-Large	701	711	1.4%

STUDENT MEMBERSHIP

Louisiana AFP: Student Members	2019	2020	2021	2022	2023
Count on December 31	640	599	499	506	549
Net Student Member Growth	-0.3%	-6.4%	-16.7%	1.4%	8.5%

Average Student Member Count by Chapter Size	2022	2023	Variance
Small	108	110	1.9%
Medium	259	277	6.9%

Membership Committee Report, continued

General Assembly – July 26, 2024 – Destin, FL

Large	414	406	-1.9%
Extra-Large	1012	979	-3.3%

LIFE MEMBERSHIP

Louisiana AFP: Life Members	2019	2020	2021	2022	2023
Count on December 31	89	91	97	107	109
Net Life Member Growth	3.5%	2.2%	6.6%	10.3%	1.9%

Average Life Member Count by Chapter Size	2022	2023	Variance
Small	29	31	6.9%
Medium	89	94	5.6%
Large	187	197	5.3%
Extra-Large	440	463	5.2%

MEMBER MARKET SHARE

Chapter	2019	2020	2021	2022	2023
Louisiana	77.1%	76.5%	76.4%	77.7%	73.4%

Average Market Share by Chapter Size	2022	2023	Variance
Small	82.0%	74.9%	-8.66%
Medium	80.2%	72.4%	-9.73%
Large	80.7%	72.6%	-10.04%
Extra-Large	78.2%	69.7%	-10.87%

INTERNATIONAL MEDICAL GRADUATE MEMBERS

Louisiana Member Type	2019	2020	2021	2022	2023
Active Members	23.4%	23.7%	25.5%	25.8%	25.5%
New Physicians	35.4%	35.5%	40.0%	38.7%	38.1%
Resident Members	54.9%	58.3%	57.6%	60.2%	56.9%

DO MEMBERS

Louisiana Member Type	2019	2020	2021	2022	2023
-----------------------	------	------	------	------	------

Membership Committee Report, continued

General Assembly – July 26, 2024 – Destin, FL

Active Members	2.9%	3.4%	3.8%	4.6%	5.5%
Resident Members	9.8%	10.2%	12.8%	12.4%	12.3%

CHAPTER DUES OVERVIEW

	Extra-Large	Large	Medium	Small
Active Dues Average	\$356	\$344	\$306	\$186
Active Dues Min	\$305	\$295	\$145	\$10
Active Dues Max	\$414	\$430	\$405	\$350
Chapters Charging Life Dues	10	11	9	3
Life Dues Average	\$221	\$139	\$251	\$142
Life Dues Min	\$25	\$70	\$100	\$25
Life Dues Max	\$495	\$300	\$405	\$250
Chapters Charging Transitional Dues	7	7	12	8
Transitional Dues Average	\$50	\$99	\$154	\$92
Transitional Dues Min	\$25	\$25	\$50	\$25
Transitional Dues Max	\$75	\$325	\$380	\$250
Chapters Charging Inactive Dues	8	7	9	3
Inactive Dues Average	\$44	\$70	\$61	\$22
Inactive Dues Min	\$10	\$10	\$15	\$10
Inactive Dues Max	\$100	\$125	\$175	\$30

Respectfully submitted,
Jody George, MD
2023-2024 Membership Committee Chair